

3-Door Series

Inverter Models



R-SG31BPND



R-SG31BPND

INVERTER

Refrigerator Compartment

- 3-Way Flexible Shelf
- Tempered Glass Shelves
- Slide Out Fresh Room
- Jumbo Door Pocket
- LED Light

Color



Freezer Compartment

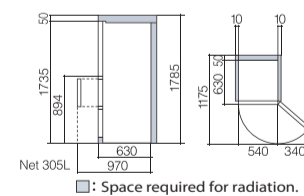
- Slide Type Double Deck Drawer
- Automatic Ice Maker
- Quick Freezing

Vegetable Compartment

- Slide Type Double Deck Drawer
- High-moisture Cooling
- Bottle Corner

General Features

- Inverter Control
- Eco Thermo Sensor
- LED Control Panel
- Nano Titanium Filter
- Chill Leaking Alarm
- Moldproof Door Gasket
- No Frost
- CFC Free
- HFC Free



Inverter Control	Eco Thermo Sensor	LED Light	3-way Flexible Shelf	Automatic Ice Maker	Nano Titanium	Tempered Glass Shelves	No Frost	CFC Free HFC Free
------------------	-------------------	-----------	----------------------	---------------------	---------------	------------------------	----------	-------------------

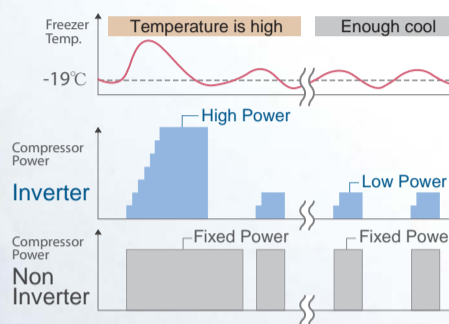
World Leader in Cooling and Eco-Friendly Performance

A refrigerator operates nonstop every day. Ready to satisfy all of your daily needs, an inverter refrigerator adjusts cooling power as required to provide intelligent cooling and energy saving.



Compact but High Power Inverter Compressor

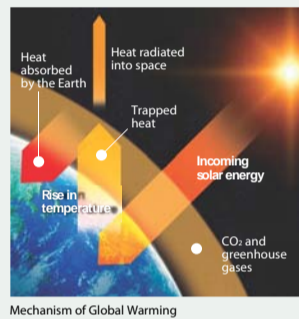
Image of Inverter Operation



The high-precision, high-durability inverter compressor finely adjusts cooling power over a wide range from high to low. Unlike a conventional compressor that cools only by switching on or off of a fixed power, the inverter compressor is capable of providing exceptionally powerful cooling by generating a large volume of chilled air, while also providing efficient low power cooling. Depending on conditions inside and outside the refrigerator detected by Eco Thermo Sensor and with microcomputer control, it provides optimum cooling power at all times.

R-600a Eco-Friendly Refrigerant

R-600a refrigerant is free of CFCs, so it has an ozone depletion potential of zero, and free of HFCs, so it also has an extremely low global warming potential 1/400 that of conventional refrigerants.



Quiet Operation

Operation switching to a lower setting and minimal compressor on/off switching let you enjoy a quiet, peaceful living environment. The compressor's high precision further ensures smooth on/off switching with reduced noise.



Quick Freezing

A strong flow of icy air quickly freezes fresh meat or fish. This mode prevents food from losing nutrients and flavor by dripping. It also lets you make ice quickly.



LED Control Panel

Positioned right above the handle, the LED control panel is easy to see and enables simple one-touch operation.



Refrigerator Compartment LED Light

Brightly lights the compartment while also saving energy.

Independent Vegetable Compartment



Located in the middle where it's easy to see and pull out. The double-deck construction also enables easy organization of items. Ideal for storing large quantities of fruits and vegetables.



High-Moisture Cooling

Optimum humidity is maintained inside the compartment to keep vegetables fresh.




Freezer Compartment

This also features a double-deck construction for easier organization of items.

Automatic Ice Maker

Fill the tank in the refrigerator with water and ice cubes are automatically made for you in a convenient position.



3-Way Flexible Shelf

Foldable shelf for items of various sizes.



Pre-set shelf for regular storage



Folded for storage of tall items such as bottles.



Folded and stored at the back for storage of large items such as pots and bowls.

Hitachi's Real Nanotechnology

The Nano Titanium Filter features cutting-edge technology that uses minute particles of TiO₂ catalyst to firmly catch bacteria and odors.

Eliminates 99% of Bacteria *1



Sample: Esherichia coli
*1 Tested by Japan Food Research Laboratories



Model No		R-SG31BPND	R-SG31BPND
Gross Capacity(L)		336	336
Net Capacity(L)	Total	305	305
	Freezer	66	66
Dimensions(mm)	Width	540	540
	Height	1735	1735
	Depth without Handle	630	630
Cooling System	Air Jet Flow	•	•
Refrigerator Compartment	Slide Out Fresh Room	•	•
	3-Way Flexible Shelf	•	•
	Temperd Glass Shelves	•	•
	LED Light	•	•
Vegetable Compartment	High-Moisture Cooling	•	•
	Slide Type Double Deck Drawer	•	•
Freezer Compartment	Automatic Ice Maker	•	•
	Quick Freezing	•	•
	Slide Type Double Deck Drawer	•	•
General Features	Inverter Control	•	•
	Electronic Control	•	•
	Eco Thermo Sensor	•	•
	LED Control Panel	•	•
	Nano Titanium	•	•
	Refrigerant	R-600a	R-600a
Color	Glass	GBK*	GS#

*GBK - Glass Black. #GS - Glass Silver

© Specifications and designs are subject to change without notice. © Color tone of actual products may differ from those shown in this catalogue.