

New Stylish Line Series

318L / 289L / 251L



Microcomputer

Eco Thermo Sensor and Electronic Control

Hitachi's Eco Thermo Sensor detects temperature changes inside the refrigerator, and then the microcomputer provides optimum cooling for efficient operation at all times.



Hitachi's Original Convertible Compartment Lets You Select the Temperature

Hitachi's innovative Convertible Compartment lets you switch between Chiller mode and Vegetable mode cooling depending on where you locate the compartment in the refrigerator. So you can customize your refrigerator as desired to match your lifestyle and needs. And it's easy to move and set in place.

Chiller Mode

With the case located at the upper position

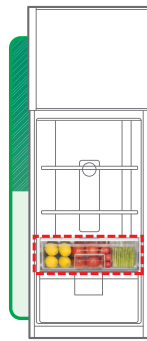
- For storage of dairy products
- Keeps meat and fish fresh
- Thaws frozen meat
- Rapidly cools drinks



Vegetable Mode

With the case located at the lower position

- For storage of more fruits and vegetables
- Enables organization of items by size
- For storage of easily damaged soft fruits and vegetables



Big Vegetable Compartment

This big vegetable compartment provides plenty of space for storage. With the Convertible Compartment used in the Vegetable mode, you can enjoy double deck vegetable storage space. Better still, each compartment has a different depth, so you can organize items by size and type for extra convenience.

Extra **15L***1
with the Convertible
Compartment

Big **26L***1

Super Big
total **41L***1

*1 Applicable to the 290L and 260L models



Nano Titanium

Nano Titanium is a cutting-edge technology that uses a TiO₂ catalyst to provide a powerful anti-bacterial, anti-mold and deodorizing effect. It's also maintenance-free and requires no extra energy.

Gross 318L / 289L



(PBK)

Refrigerator Compartment

- Convertible Compartment
- Big Vegetable Compartment
- 2-way Humidity Controller
- Big Beverage Pockets
- Tempered Glass Shelves
- Wide Lamp

Freezer Compartment

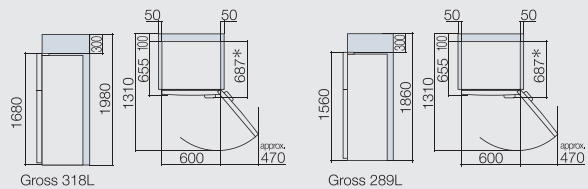
- Twist Ice Tray (Option)
- Convenient Ice Tray Position

General Features

- Eco Thermo Sensor
- Electronic Control
- Smart Control Dial
- Air Jet Flow
- Nano Titanium Filter
- Moldproof Door Gasket
- Water Dispenser (Option)
- Lock and Key (Option)
- No Frost ● CFC Free

Color

- Stainless Look Silver(SLS)
- Pure Black (PBK)

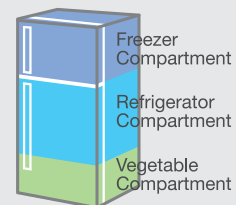
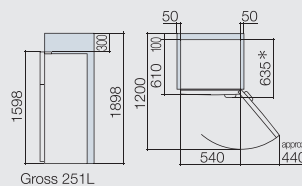


□: Space required for radiation.
* Water Dispenser

Gross 251L



(PBK)



SPECIFICATIONS

Category		New Stylish Line								
Model No.		R-VG470PND3	R-VG440PND3	R-VG400PND3	R-V470PND3K	R-V440PND3K	R-V400PND3K	R-T350END1K	R-T310END1K	R-T260END1K
Door		Glass Door			2 Door					
Gross Capacity (L)	Total	451	415	382	451	415	382	318	289	251
Dimensions (mm)	Width	680	650	650	680	650	650	600	600	540
	Height	1,770	1,695	1,605	1,770	1,695	1,605	1,680	1,560	1,598
	Depth without Handle	720	720	720	720	720	720	655	655	610
Cooling System	Dual Fan Cooling	●	●	●	●	●	●	-	-	-
	Air Jet Flow	-	-	-	-	-	-	●	●	●
Refrigerator Compartment	Convertible Compartment	-	-	-	-	-	-	●	●	●
	Slide Out Chilled Case	●	●	●	●	●	●	-	-	-
	Tempered Glass Shelves	●	●	●	●	●	●	●	●	●
	LED Light	●	●	●	●	●	●	-	-	-
Vegetable Compartment	Framed Container	●	●	●	●	●	●	-	-	-
Freezer Compartment	Movable Twist Ice Tray	●	●	●	●	●	●	-	-	-
	Twist Ice Tray	-	-	-	-	-	-	●	●	●
	Tempered Glass Shelf	●	●	●	●	●	●	-	-	-
General Features	Inverter Control	●	●	●	●	●	●	-	-	-
	Electronic Control	●	●	●	●	●	●	●	●	●
	Eco Thermo Sensor	●	●	●	●	●	●	●	●	●
	Smart Control Dial	●	●	●	●	●	●	●	●	●
	Nano Titanium	●	●	●	●	●	●	●	●	●
	Lock and Key	-	-	-	●	●	●	●	●	●
	Refrigerant	R-600a			R-600a			R-134a		R-134a
Color	Glass	GBK			-			-		-
	PCM	-			PWH			SLS / PBK		SLS