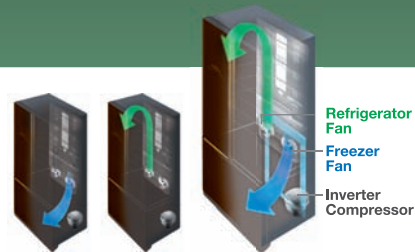


# French Bottom Freezer Series

510L / 456L

**INVERTER**  
×  
**Dual Fan Cooling**

**Dual Fan Cooling with Two Dedicated Fans**

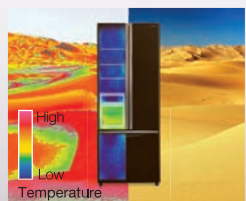


## Super Energy Saving



## Powerful Cooling

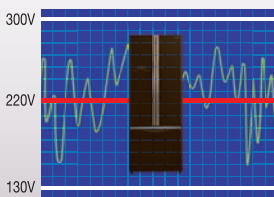
Cools even at **60°C** \*1



\*1 Tested by Hitachi.

## Stabilizer Free

Cools under wide voltage fluctuations **130v-300v** \*2




\*2 Tested by Hitachi.

## Long Cool Keeper

In the event of a power cut, the temperature in the freezer compartment is maintained to keep food fresh for 12 hours.

Cooling Retention **12 Hours** \*3  
Even during power cut



\*3 Tested by Hitachi. Applicable to freezer compartment.

## Refrigerator Compartment



### Bright, Energy Saving LED Light

The refrigerator features an LED light that lasts a long time but consumes much less energy of conventional Lamp.



### Tempered Glass Shelves

As well as offering an elegant appearance, these shelves are scratch-proof, heat-resistant and they prevent spills. What's more, each one of them can hold up to 100kg.\*4

\*4 Weight resistance of Tempered Glass



### Jumbo Door Pockets

Just the right size, these pockets are wide enough to hold 2L bottles.

## Touch Screen Controller



Innovative technology is also elegantly incorporated in the door. Flat glass panel controls let you change settings with a simple touch. And the surface has been tempered, so a wipe is all it takes to clean it.



**Nano Titanium**

Nano Titanium is a cutting-edge technology that uses a TiO<sub>2</sub> catalyst to provide a powerful anti-bacterial, anti-mold and deodorizing effect. It's also maintenance-free and requires no extra energy.

## Smart, Extendable Vegetable Compartment

The new vegetable compartment features a drawer-type construction that enables quick, easy access to everything stored inside. It also provides large storage space for plenty of items and extra convenience.

## Smart, Smooth Opening

For easy pulling out, the drawer features a sturdy frame with glass. It can hold and support heavy items but it's easy to open and close with minimal effort. And you can take out the case for easy cleaning.



## Deep, Extendable Compartment

The case can be significantly extended, which enables easy arrangement of items and storage of large vegetables whole. And because you can see right to the back, you're less likely to overlook and forget about items stored there.



## Convenient, Easy-to-See Layout

The refrigerator compartment is located at the top at a height that makes it easier to use. Open the door and you can see and access everything stored in it, which is a real convenience when thinking about mealtime menus.



## Large Capacity

This unique structure provides large storage capacity ready to hold plenty of fruits and vegetables.

## Keeps Vegetables Crisp and Fresh

To prevent loss of moisture, the vegetable case has a cover that maintains the optimum humidity level. This helps preserve the freshness of stored fruits and vegetables.



## Selectable Mode Compartment Layout Flexibility for Even More Convenience

The Select Lever provides an easy way to switch between the Dairy/Meat and Vegetable modes. This lets you customize the layout as desired to match your lifestyle and needs.



### Vegetable Mode

- For storage of more fruits and vegetables
- Enables organization of items by size
- For storage of easily damaged soft fruits and vegetables




### Dairy/Meat Mode

- For storage of dairy products
- Keeps meat and fish fresh
- Thaws frozen foods
- Rapidly cools drinks



## Freezer Compartment

This also features a double-deck construction for easier organization of items.



### Movable Twist Ice Tray

You can move the ice tray for more convenient and efficient use of storage space.

Gross 510L / 456L



Color  
Glass Black (GBK) Glass Brown (GBW) Glass Silver (GS)

## INVERTER × Dual Fan Cooling Refrigerator Compartment

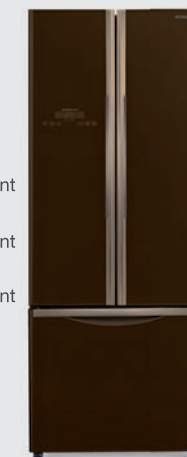
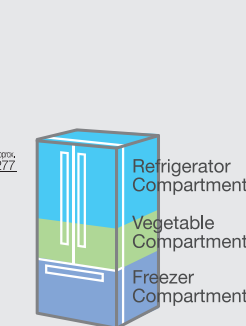
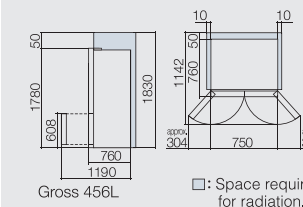
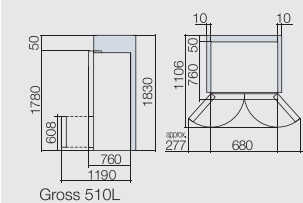
- Smart-open Vege Compartment
- Selectable Mode Compartment
- LED Light
- Tempered Glass Shelves

### Freezer Compartment

- Double-deck Drawer
- Movable Twist Ice Tray

### General Features

- Inverter Control
- Dual Fan Cooling
- Eco Thermo Sensor
- Touch Screen Controller
- Nano Titanium Filter
- Moldproof Door Gasket
- No Frost
- CFC Free
- HFC Free



## SPECIFICATIONS

Category		Big French			French Bottom Freezer	
Model No.		R-W720FPND1X	R-W660FPND3X	R-W660PND3	R-WB550PND2	R-WB480PND2
Door		Deluxe		Standard	3 Door	
<b>Gross Capacity (L) Total</b>		638	601	601	510	465
<b>Dimensions (mm)</b>	Width	910	855	855	750	680
	Height	1,835	1,835	1,835	1,780	1,780
	Depth without Handle	727	727	727	760	760
<b>Cooling System</b>	Dual Fan Cooling	●	●	●	●	●
<b>Refrigerator Compartment</b>	Selectable Mode Compartment	●	●	●	●	●
	Tempered Glass Shelves	●	●	●	●	●
	Front Air Flow	●	●	●	-	-
	Power Cool Pocket	●	●	●	-	-
	Water Tank	●	●	●	-	-
	LED Light	●	●	●	●	●
<b>Vegetable Compartment</b>	Smart-open Veg. Compartment	-	-	-	●	●
	Big, Moisture-Guard	●	●	●	-	-
<b>Freezer Compartment</b>	Automatic Ice Maker	●	●	-	-	-
	Movable Twist Ice Tray	-	-	●	●	●
	Quick Freezing	●	●	●	●	●
	Tempered Glass Shelf	●	●	●	-	-
	LED Light	●	●	●	-	-
	Slide Type Double Deck Drawer	-	-	-	●	●
<b>General Features</b>	Inverter Control	●	●	●	●	●
	Electronic Control	●	●	●	●	●
	Eco Thermo Sensor	●	●	●	●	●
	Touch Screen Controller	-	-	-	●	●
	Blue Digital Display	●	●	-	●	●
	LED Control Panel	●	●	●	-	-
	Cool Power Display	●	●	●	●	●
	Door Alarm	●	●	●	●	●
	Water Dispenser	●	●	●	-	-
	Nano Titanium	●	●	●	●	●
	Lock and Key	-	-	-	-	-
Refrigerant		R-600a			R-600a	
<b>Color</b>	Glass	GBK / GBW			GBK / GBW / GS	
	Stainless Steel	-	-	-	-	-
	PCM	-	-	-	-	-

● Option

© Specifications and designs are subject to change without notice. © Color tone of actual products may differ from those shown in this catalog.