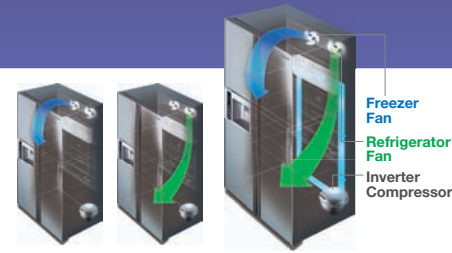


Big French Series

638L / 586L

INVERTER X Dual Fan Cooling

Dual Fan Cooling with Two Dedicated Fans



Super Energy Saving



Powerful Cooling

Cools even at 60°C *1

*1 Tested by Hitachi.

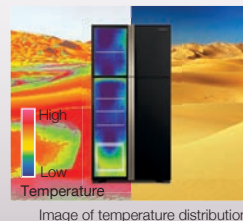


Image of temperature distribution

Stabilizer Free

Cools under wide voltage fluctuations 130v-300v *2

*2 Tested by Hitachi.

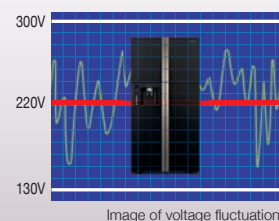


Image of voltage fluctuations

Long Cool Keeper

In the event of a power cut, the temperature in the freezer compartment is maintained to keep food fresh for 12 hours.

Cooling Retention 12 Hours *3 Even during power cut

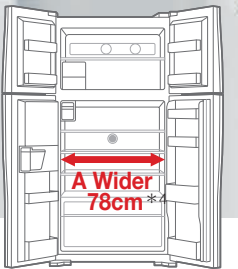
*3 Tested by Hitachi. Applicable to freezer compartment.



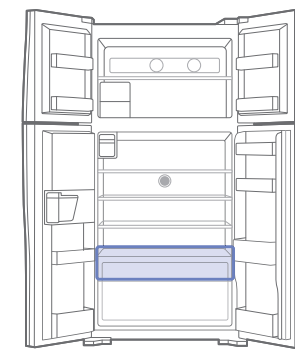
Image

Super Spacious, Wider 78cm Interior for Unprecedented Storage Capacity

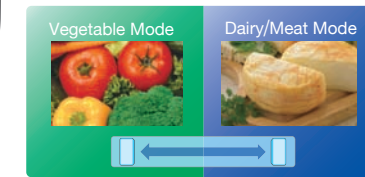
*4 Applicable to 582L



Selectable Mode Compartment



Located on both sides, the select levers let you separately adjust the temperature in each side of the compartment by switching between the Dairy/Meat and Vegetable modes. Layout flexibility offers even more convenience.



Big, Super-Moisture Vegetable Compartment



The vegetable compartment also offers ultra large storage capacity. And the Moisture-Guard on the top ensures indirect cooling to maintain the optimum moisture level, so vegetables retain their freshness.



Moldproof Door Gasket

Thanks to Hitachi's moldproofing treatment, the door gasket can be cleaned easily.



Tempered Glass Shelves

As well as offering an elegant appearance, these shelves are scratch-proof, heat-resistant and they prevent spills. What's more, each one of them can hold up to 100kg.*5

*5 Weight resistance of Tempered Glass



Nano Titanium

Nano Titanium is a cutting-edge technology that uses a TiO₂ catalyst to provide a powerful anti-bacterial, anti-mold and deodorizing effect. It's also maintenance-free and requires no extra energy.



Smart, One-touch Operation With the LED Digital Control Panel

A quick push of the LED digital control panel lets you instantly activate microcomputer-controlled operating modes. And you can adjust the inside temperature without opening the door.

Quick Freezing

A strong flow of icy air quickly makes ice and freezes fresh meat or fish. This mode prevents food from losing nutrients and flavor due to dripping.

Energy Saving

This mode saves energy when not using the unit for a long time, such as when you're away on vacation.

Child Lock

For preventing children from playing with the control panel.

Automatic Ice Maker

Ice cubes can be made automatically and continuously simply by filling the tank with water.



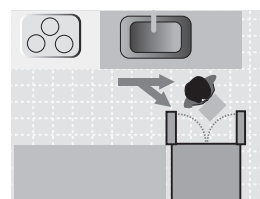
Bright, Energy Saving LED Light

Both compartments feature LED lighting that lasts a long time but consumes much less energy of conventional Lamp.



Center-divided French Doors

Half-door opening lets you use more space and prevent chilled air escaping.



Deluxe Series

Gross 638L / 586L



Color
Glass Black (GBK)
Glass Brown (GBW)

INVERTER X Dual Fan Cooling

Refrigerator Compartment

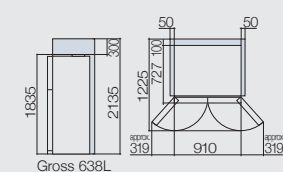
- Selectable Mode Compartment
- Big, Moisture-Guard Vegetable Compartment
- Front Air Flow
- LED Light
- Power Cool Pocket
- Tempered Glass Shelves

Freezer Compartment

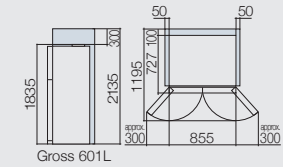
- Automatic Ice Maker (Deluxe Series)
- Movable Twist Ice Tray (Standard Series)
- LED Light
- Quick Freezing
- Tempered Glass Shelves

General Features

- Inverter Control
- Dual Fan Cooling
- Eco Thermo Sensor
- LED Control Panel
- Blue Digital Display (Deluxe Series)
- Cool Power Display
- Nano Titanium Filter
- Moldproof Door Gasket
- No Frost
- CFC Free
- HFC Free

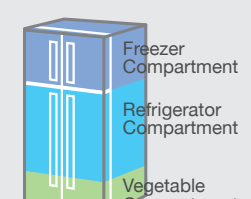


Gross 638L



Gross 601L

□: Space required for radiation.



SPECIFICATIONS

Category		Big French			French Bottom Freezer	
Model No.		R-W720FPND1	R-W660FPND3	R-W660PND3	R-WB550PND2	R-WB480PND2
		Deluxe		Standard		
Door		4 Door			3 Door	
Gross Capacity (L)Total		638	586	586	510	465
Dimensions (mm)	Width	910	855	855	750	680
	Height	1,835	1,835	1,835	1,780	1,780
	Depth without Handle	727	727	727	760	760
Cooling System	Dual Fan Cooling	●	●	●	●	●
Refrigerator Compartment	Selectable Mode Compartment	●	●	●	●	●
	Tempered Glass Shelves	●	●	●	●	●
	Front Air Flow	●	●	●	-	-
	Power Cool Pocket	●	●	●	-	-
	Water Tank	●	●	●	-	-
	LED Light	●	●	●	●	●
Vegetable Compartment	Smart-open Veg. Compartment	-	-	-	●	●
	Big, Moisture-Guard	●	●	●	-	-
Freezer Compartment	Automatic Ice Maker	●	●	-	-	-
	Movable Twist Ice Tray	-	-	●	●	●
	Quick Freezing	●	●	●	●	●
	Tempered Glass Shelf	●	●	●	-	-
	LED Light	●	●	●	-	-
	Slide Type Double Deck Drawer	-	-	-	●	●
General Features	Inverter Control	●	●	●	●	●
	Electronic Control	●	●	●	●	●
	Eco Thermo Sensor	●	●	●	●	●
	Touch Screen Controller	-	-	-	●	●
	Blue Digital Display	●	●	-	●	●
	LED Control Panel	●	●	●	-	-
	Cool Power Display	●	●	●	●	●
	Door Alarm	●	●	●	●	●
	Water Dispenser	●	●	●	-	-
	Nano Titanium	●	●	●	●	●
	Lock and Key	-	-	-	-	-
	Refrigerant	R-600a			R-600a	
	Color	Glass	GBK / GBW			GBK / GBW / GS
Stainless Steel		-	-	-	-	-
PCM		-			-	

● Option

© Specifications and designs are subject to change without notice. © Color tone of actual products may differ from those shown in this catalog.